










**Zoning**

- |  |   |  |
|--|---|--|
|  Residential Office |  Borough Residential 1 |  Specially Planned District 1 |
|  Borough Commercial |  Borough Residential 2 |  Specially Planned District 2 |
|  Light Industrial   |  Age Qualified Housing |  Specially Planned District 3 |



0 350 700 Ft