

MAYOR
Yaniv Aronson

BOROUGH COUNCIL
Tina Sokolowski, President
Kathleen Kingsley, Vice-President
David Bria, Member
Alan Chmielewski, Member
Stacy Ellam, Member
Ralph Frey, Member
Adrian Serna, Member

Stephanie Cecco
Borough Manager



BOROUGH OF CONSHOHOCKEN

Office of the Borough Manager

June 12, 2026

VIA EMAIL ONLY (kevin@burbmedia.com)

Kevin Tierney
304 E Logan Street
Norristown, PA 19401

Re: Right-to-Know Request

Dear Mr. Tierney,

Thank you for writing to the Borough of Conshohocken with your request for information pursuant to the Pennsylvania Right-to-Know Law ("RTKL"), 65 P.S. § 67.101, *et. seq.*

This letter is a formal response to your Right-to-Know request, received on June 9, 2026. Your request stated the following: "Monthly GVF reports for Conshohocken Cab for Aug '25, Sept '25, Oct '25, Nov '25, Dec '25, Jan '26, Feb '26, Mar '26, Apr '26, May '26."

Your request is granted and documents responsive to your request are enclosed.

If you have any further questions, feel free to contact me at 610-828-1092.

Best regards,

Stephanie Cecco
Borough Manager
Right-to-Know Officer

CONSHOHOCKEN CAB RIDERSHIP REPORT



AUGUST 2025

Submitted to:
Borough of Conshohocken
Stephanie Cecco

Submitted By:
Maureen Farrell
GVF

RIDERSHIP OVERVIEW

- Number of Days in Operation: 23
- Total Number of Rides Provided: 154
- Amount Collected in Fares: \$40.00

Adults buying individual tickets, using a 10-trip pass, or using the free weekend ride promotion and represent 115 of the 154 rides in August. Almost 74% of rides occurred on a Friday or Saturday.

Two-thirds of the rides in August occurred on the daytime route. 109 total rides were provided from 11 am-6 pm on Wednesday-Saturday and on Sunday. 45 rides were provided from 6 pm-11 pm on Wednesday-Saturday.

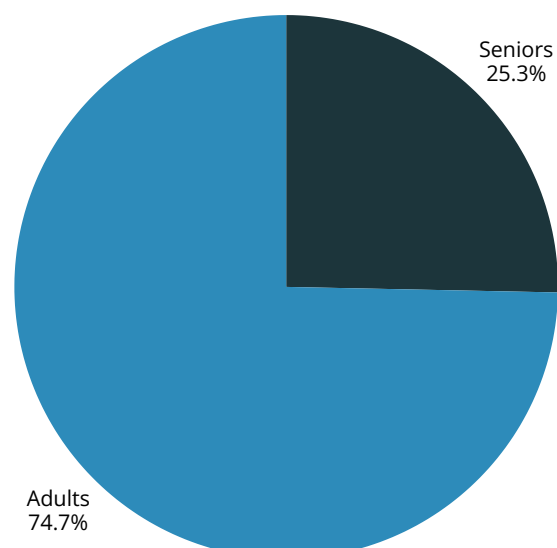
Popular stops on the daytime route were Giant and Borough Hall. The most popular stop on the evening route were the SEPTA Station and Bar Sera.

RIDERSHIP BREAKDOWN

Seniors: 39

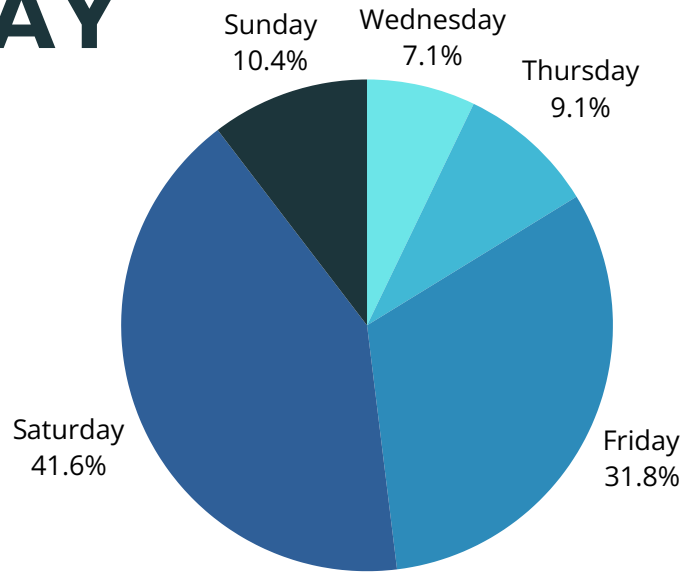
Minors: 0

Adults: 115



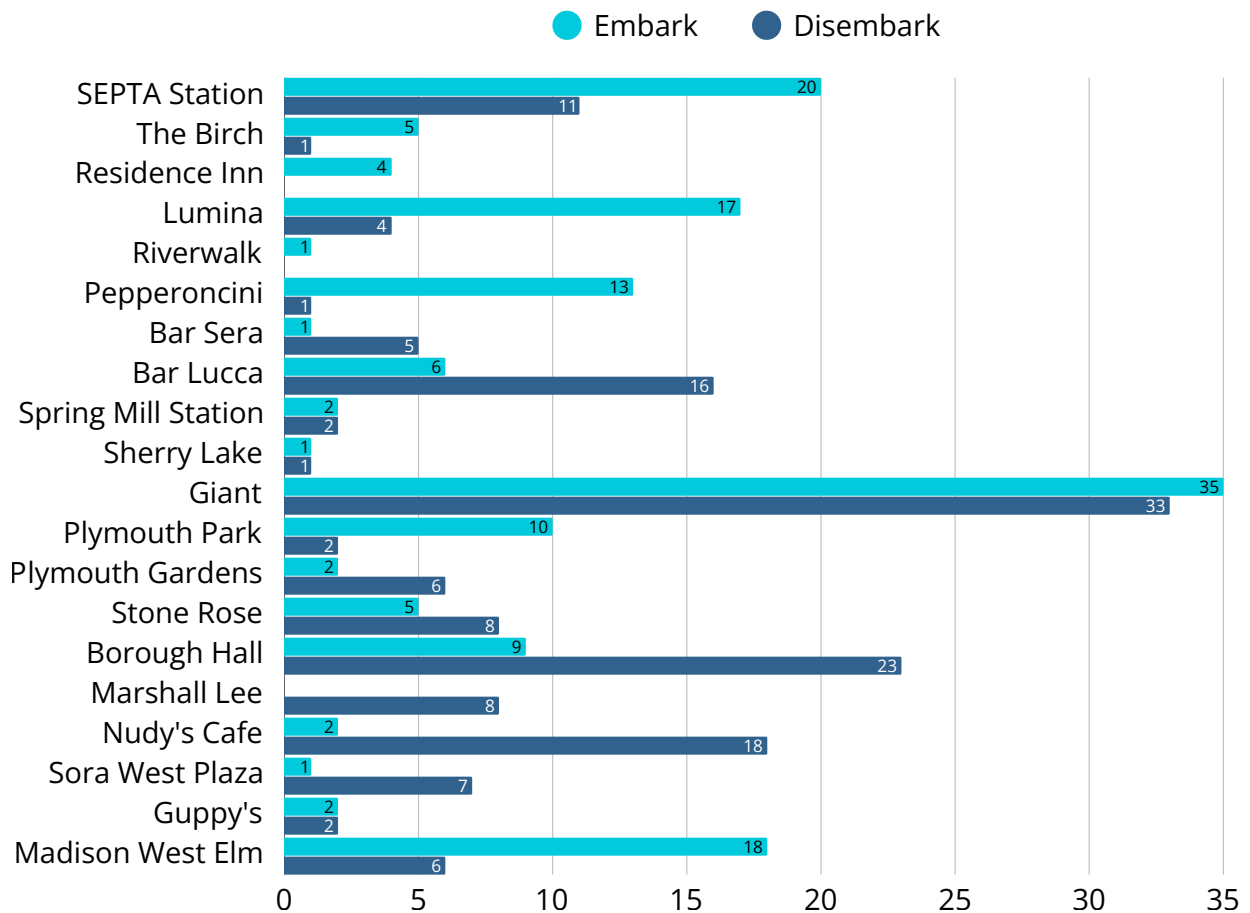
RIDERSHIP BY DAY

Wednesday: 11 riders
 Thursday: 14 riders
 Friday: 49 riders
 Saturday: 64 riders
 Sunday: 16 riders



RIDERSHIP BY LOCATION

Giant, the SEPTA Station, and Borough Hall were the most popular stops in August 2025. Other popular stops were Madison West Elm, Bar Lucca, and Lumina.



CONSHOHOCKEN CAB RIDERSHIP REPORT



SEPTEMBER 2025

Submitted to:
Borough of Conshohocken
Stephanie Cecco

Submitted By:
Maureen Farrell
GVF

RIDERSHIP OVERVIEW

- Number of Days in Operation: 20
- Total Number of Rides Provided: 182
- Amount Collected in Fares: \$18.00

Adults buying individual tickets, using a 10-trip pass, or using the free weekend ride promotion and represent 120 of the 182 rides in September. Almost 73% of rides occurred on a Friday or Saturday.

Two-thirds of the rides in september occurred on the daytime route. 122 total rides were provided from 11 am-6 pm on Wednesday-Saturday and on Sunday. 60 rides were provided from 6 pm-11 pm on Wednesday-Saturday.

Popular stops on the daytime route were Giant and Borough Hall. The most popular stop on the evening route were Nudy's Cafe, Marshall Lee Towers, and StoneRose Restaurant.

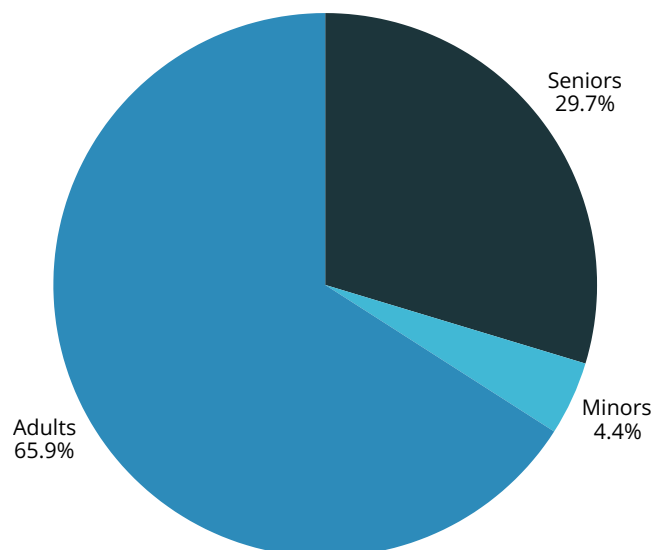
The Cab ran a modified route on Saturday, September 20 during FunFest. There were 28 total rides that day.

RIDERSHIP BREAKDOWN

Seniors: 54

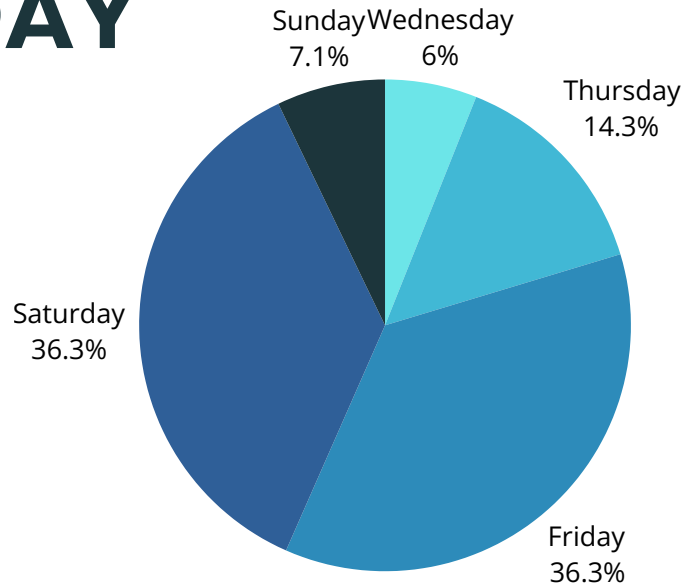
Minors: 8

Adults: 120



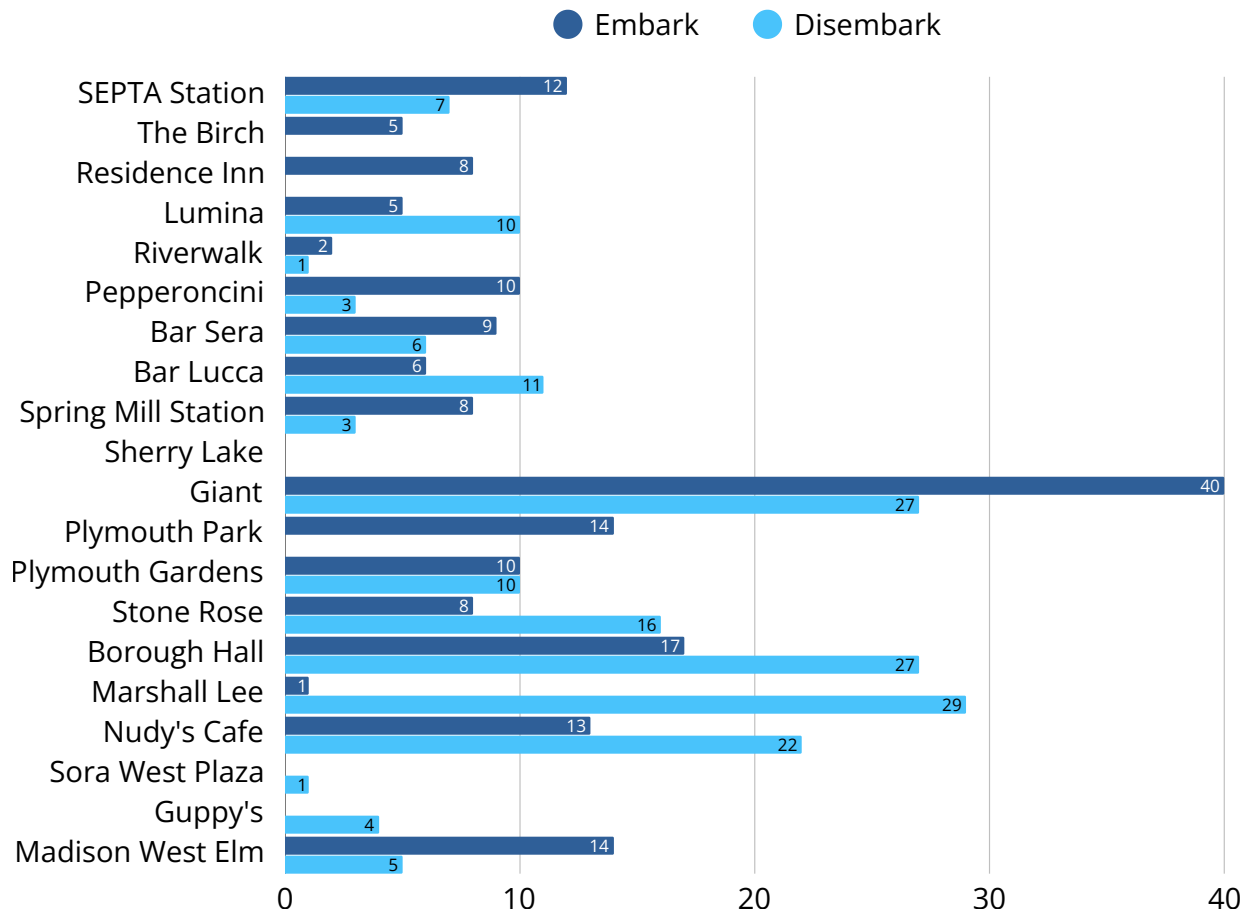
RIDERSHIP BY DAY

Wednesday: 11 riders
 Thursday: 26 riders
 Friday: 66 riders
 Saturday: 66 riders
 Sunday: 13 riders



RIDERSHIP BY LOCATION

Giant, Borough Hall, and Nudy's Cafe were the most popular stops in September 2025. Other popular stops were Marshall Lee Towers, StoneRose Restaurant, and Plymouth Gardens.



CONSHOHOCKEN CAB RIDERSHIP REPORT



OCTOBER 2025

Submitted to:
Borough of Conshohocken
Stephanie Cecco

Submitted By:
Maureen Farrell
GVF

RIDERSHIP OVERVIEW

- Number of Days in Operation: 23
- Total Number of Rides Provided: 184
- Amount Collected in Fares: \$30.00

Adults buying individual tickets, using a 10-trip pass, or using the free weekend ride promotion and represent 131 of the 184 rides in October. Almost 72% of rides occurred on a Friday or Saturday.

57% of the rides in October occurred on the daytime route. 105 total rides were provided from 11 am–6 pm on Wednesday–Saturday and on Sunday. 79 rides were provided from 6 pm–11 pm on Wednesday–Saturday.

Popular stops on the daytime route were Giant, Plymouth Gardens, and the SEPTA Station. The most popular stops on the evening route were Bar Lucca, StoneRose Restaurant, Nudy's Cafe, and Guppy's.

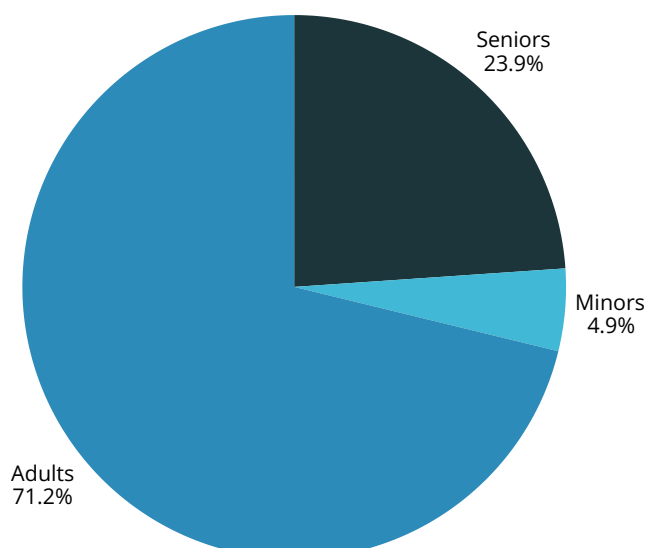
During October, the Borough, GVF, and TransNet began discussions around changes to the Cab service for 2026, as well as planning special events for the end of 2026.

RIDERSHIP BREAKDOWN

Seniors: 44

Minors: 9

Adults: 131



RIDERSHIP BY DAY

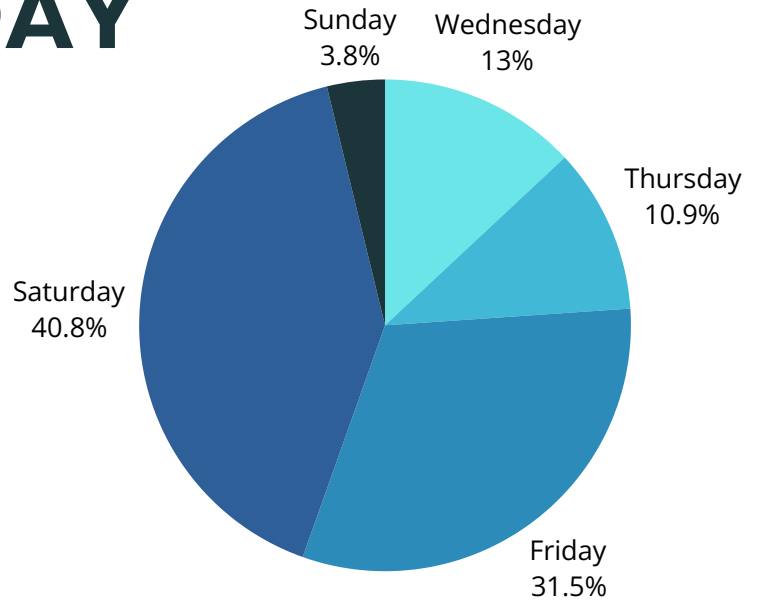
Wednesday: 24 riders

Thursday: 20 riders

Friday: 58 riders

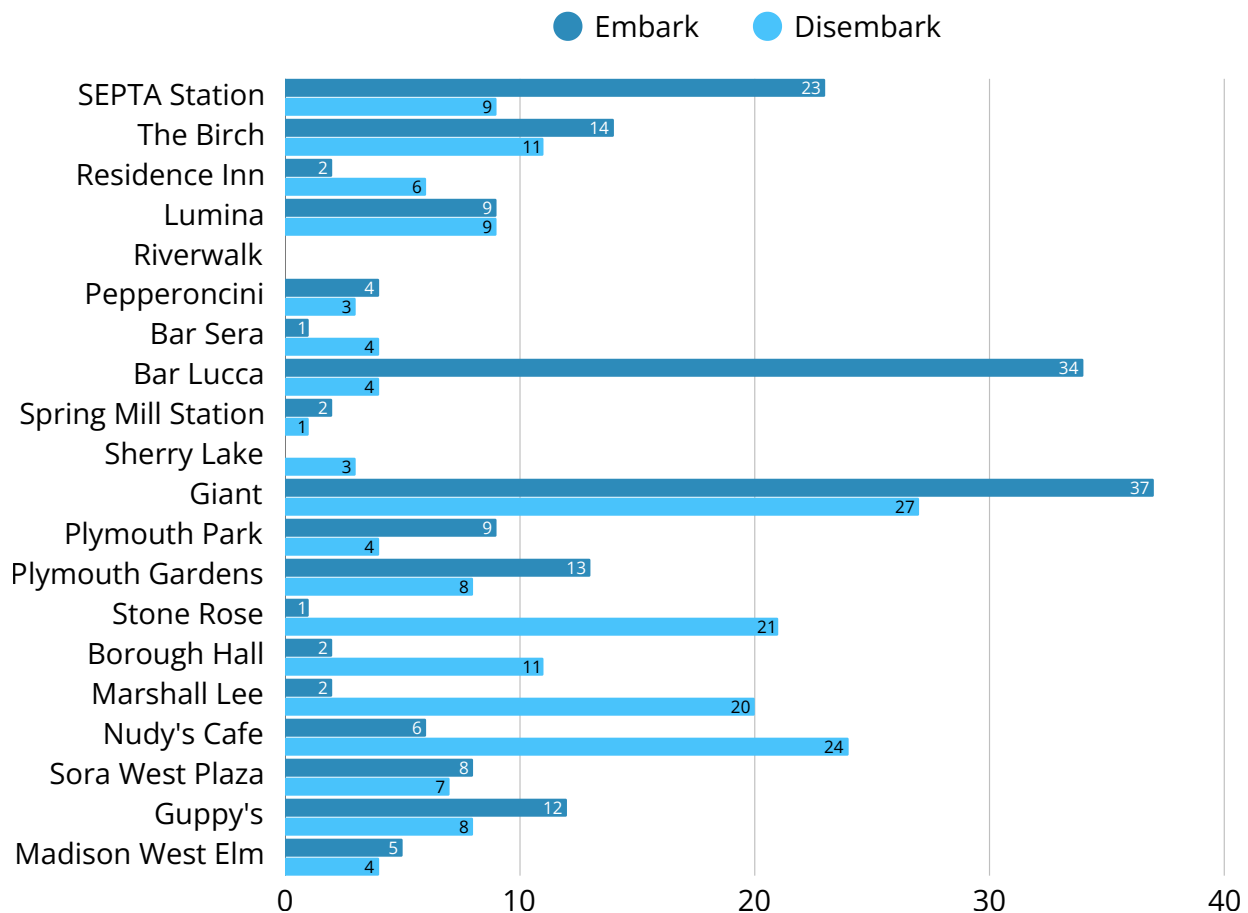
Saturday: 75 riders

Sunday: 7 riders



RIDERSHIP BY LOCATION

Giant, Bar Lucca, and the SEPTA Station were the most popular stops in October 2025. Other popular stops were Nudy's and the Birch.



CONSHOHOCKEN CAB RIDERSHIP REPORT



NOVEMBER 2025

Submitted to:
Borough of Conshohocken
Stephanie Cecco

Submitted By:
Maureen Farrell
GVF

RIDERSHIP OVERVIEW

- Number of Days in Operation: 21
- Total Number of Rides Provided: 291
- Amount Collected in Fares: \$28.00

Ridership on the Conshohocken Cab continued to show growth in November. Adults buying individual tickets, using a 10-trip pass, or using the free weekend ride promotion and represent 236 of the 291 (81%) rides in November. Over 50% of rides occurred on a Saturday.

55% of the rides in November occurred on the daytime route. 159 total rides were provided from 11 am–6 pm on Wednesday–Saturday and on Sunday. 132 rides were provided from 6 pm–11 pm on Wednesday–Saturday.

Popular stops on the daytime route were Giant and the SEPTA Station. The most popular stops on the evening route were Nudy's and the SEPTA Station.

The Cab did not run on Thursday, November 27 for Thanksgiving. On Friday, November 28, the Cab ran a special route as the Santa Shuttle as follows:

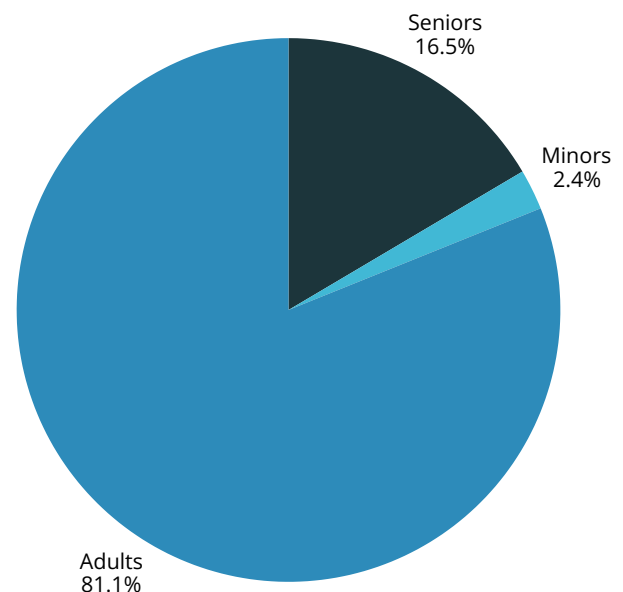
- Santa's Shopping Shuttle (8 am – 2 pm): 4 riders
- Santa's Happy Hour Shuttle (4 pm – 5:30 pm): 0 riders
- Santa's Tree Lighting Express: (5:30 pm – 7 pm): 8 riders

RIDERSHIP BREAKDOWN

Seniors: 48

Minors: 7

Adults: 236



RIDERSHIP BY DAY

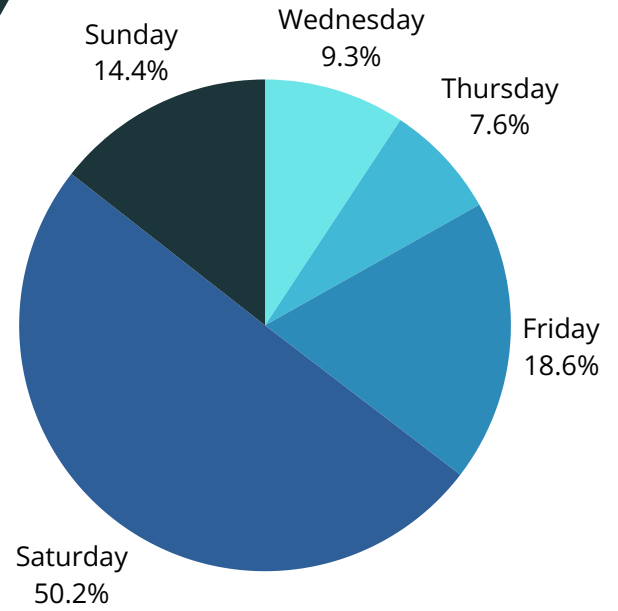
Wednesday: 27 riders

Thursday: 22 riders

Friday: 54 riders

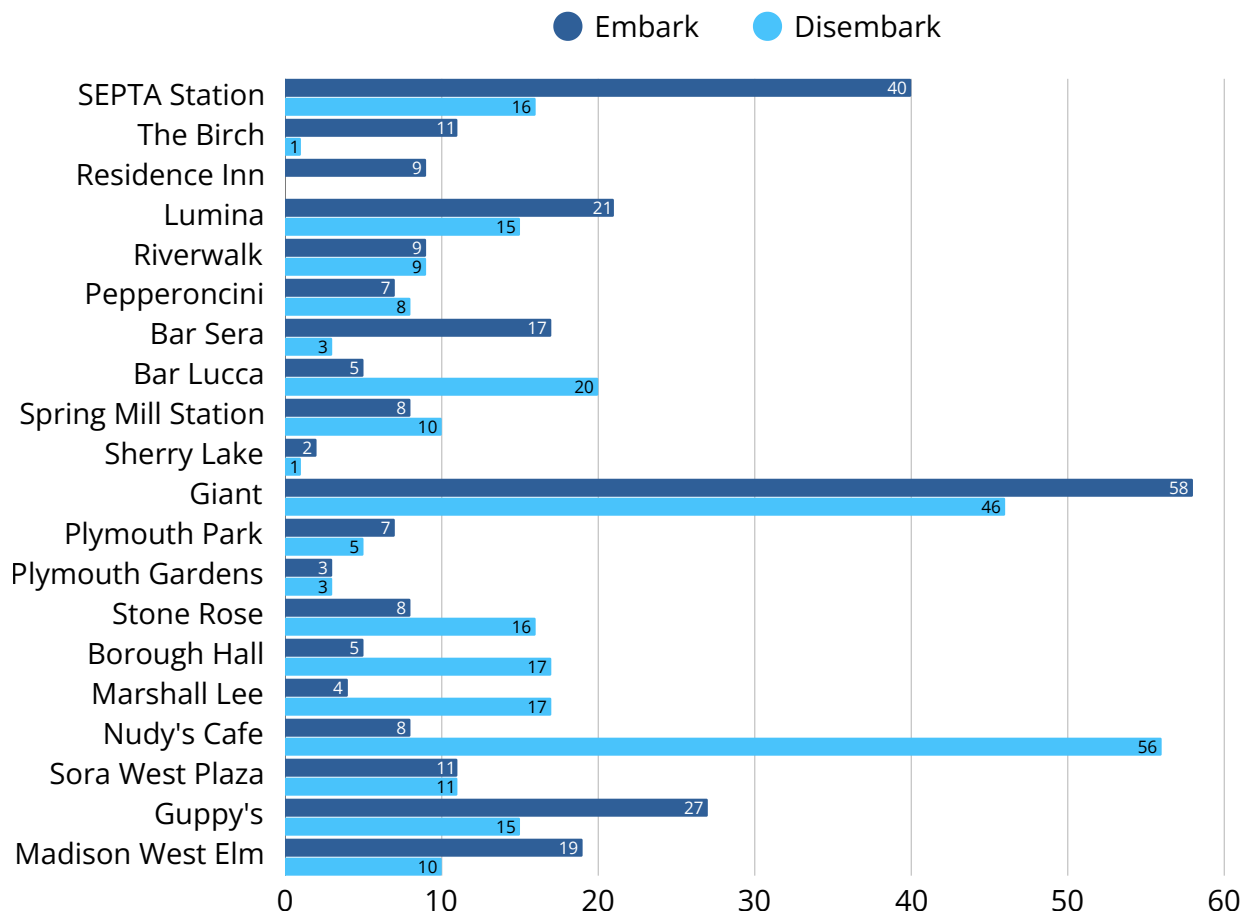
Saturday: 146 riders

Sunday: 42 riders



RIDERSHIP BY LOCATION

Giant, the SEPTA Station, and Nudy's were the most popular stops in November 2025. Other popular stops were Guppy's and Lumina.



CONSHOHOCKEN CAB RIDERSHIP REPORT



DECEMBER 2025

Submitted to:
Borough of Conshohocken
Stephanie Cecco

Submitted By:
Maureen Farrell
GVF

RIDERSHIP OVERVIEW

- Number of Days in Operation: 20
- Total Number of Rides Provided: 136
- Amount Collected in Fares: \$36.00

Adults buying individual tickets, using a 10-trip pass, or using the free weekend ride promotion and represent 94 of the 136 (69%) rides in December. Over 57% of rides occurred on a Friday or Saturday.

70% of the rides in December occurred on the daytime route. 95 total rides were provided from 11 am-6 pm on Wednesday-Saturday and on Sunday. 41 rides were provided from 6 pm-11 pm on Wednesday-Saturday.

Popular stops on the daytime route were Giant and Lumina. The most popular stops on the evening route were Bar Lucca and Marshall Lee Towers.

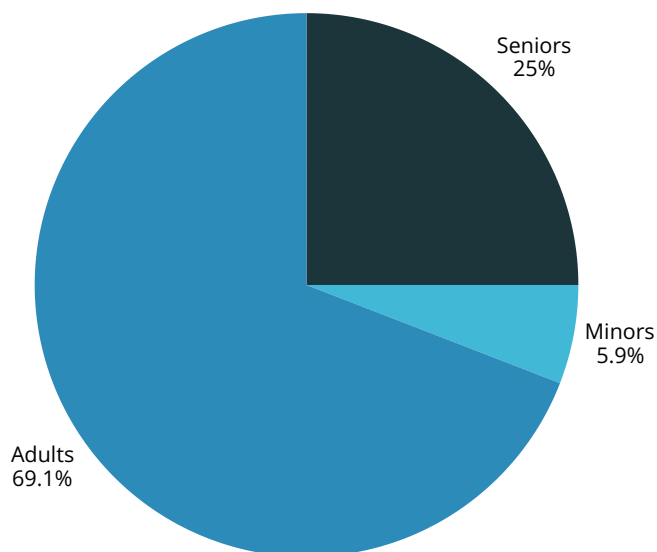
The Cab did not run on Thursday, December 25 for Christmas. On Wednesday, December 10, the Cab provided transportation for the Borough's Senior Citizen Luncheon that was held at the Community Center.

RIDERSHIP BREAKDOWN

Seniors: 34

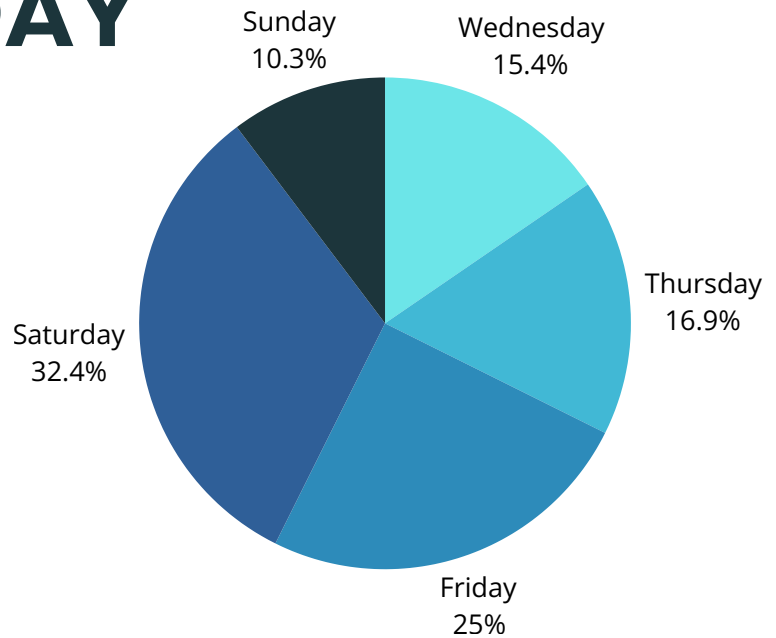
Minors: 8

Adults: 94



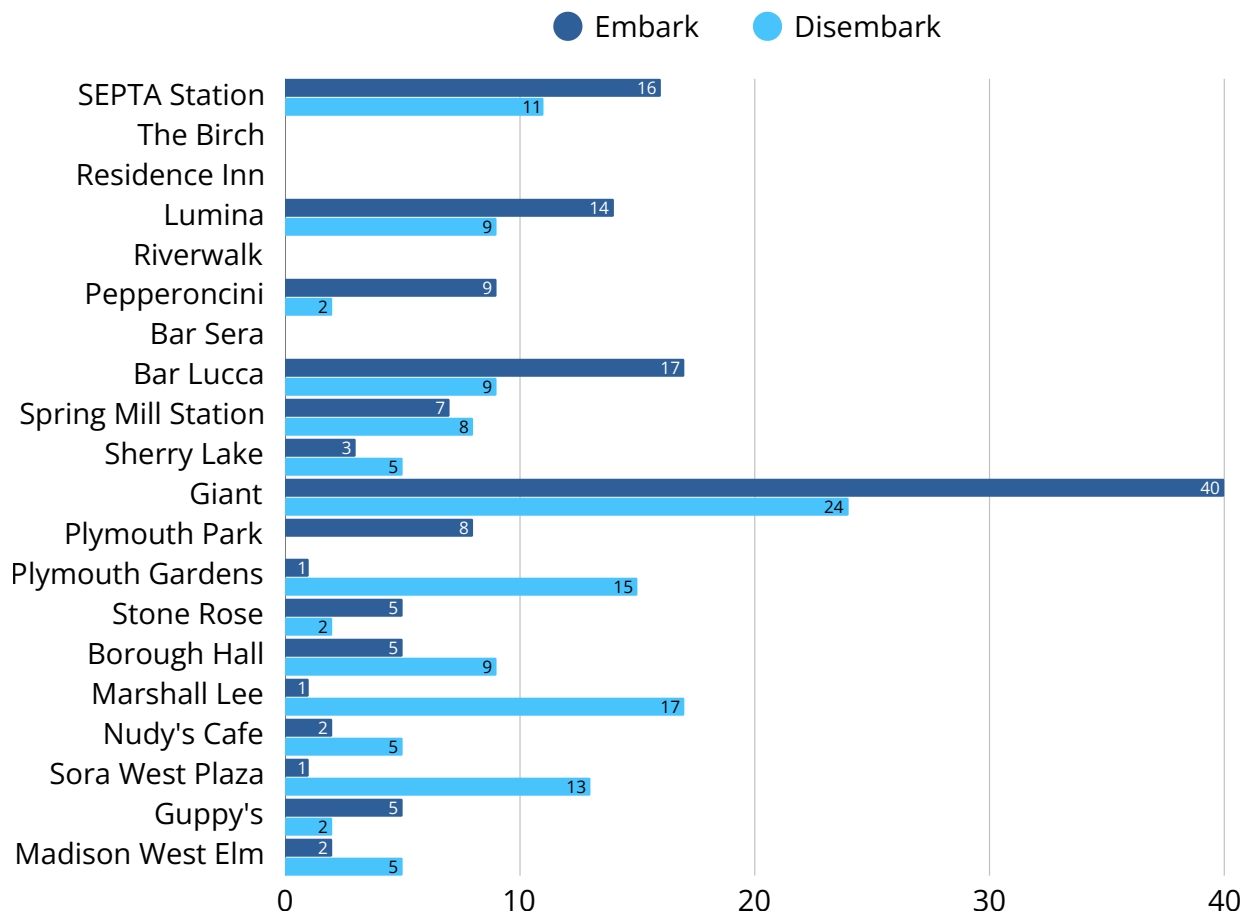
RIDERSHIP BY DAY

Wednesday: 21 riders
 Thursday: 23 riders
 Friday: 34 riders
 Saturday: 44 riders
 Sunday: 14 riders



RIDERSHIP BY LOCATION

Giant, the SEPTA Station, and Bar Lucca were the most popular stops in December 2025. Other popular stops were Marshall Lee Towers and Lumina.



CONSHOHOCKEN CAB RIDERSHIP REPORT



JANUARY 2026

Submitted to:
Borough of Conshohocken
Stephanie Cecco

Submitted By:
Maureen Farrell
GVF

RIDERSHIP OVERVIEW

- Number of Days in Operation: 21
- Total Number of Rides Provided: 120
- Amount Collected in Fares: \$44.00

Adults buying individual tickets, using a 10-trip pass, or using the free weekend ride promotion and represent 101 of the 120 (84%) rides in January. Over 61% of rides occurred on a Friday or Saturday.

70% of the rides in January occurred on the daytime route. 84 total rides were provided from 11 am–6 pm on Wednesday–Saturday and on Sunday. 36 rides were provided from 6 pm–11 pm on Wednesday–Saturday.

Popular stops on the daytime route were Giant and the SEPTA Station. The most popular stops on the evening route were the SEPTA Station and Pepperoncini.

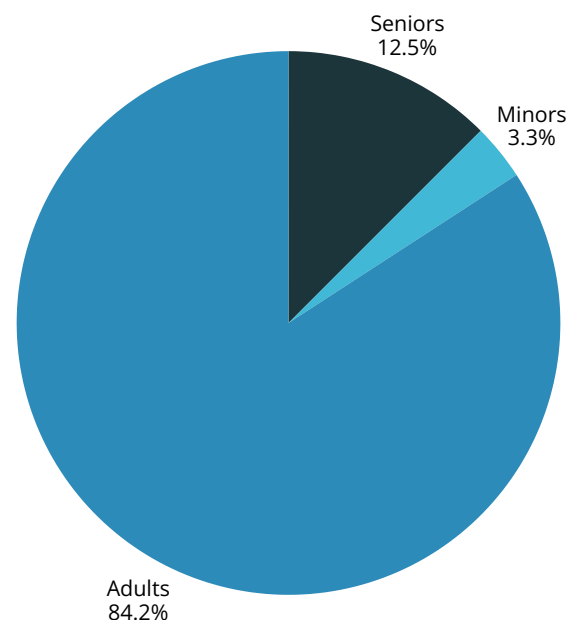
The Cab did not run on Thursday, January 1, due to the holiday, or on Sunday, January 25, due to inclement weather.

RIDERSHIP BREAKDOWN

Seniors: 15

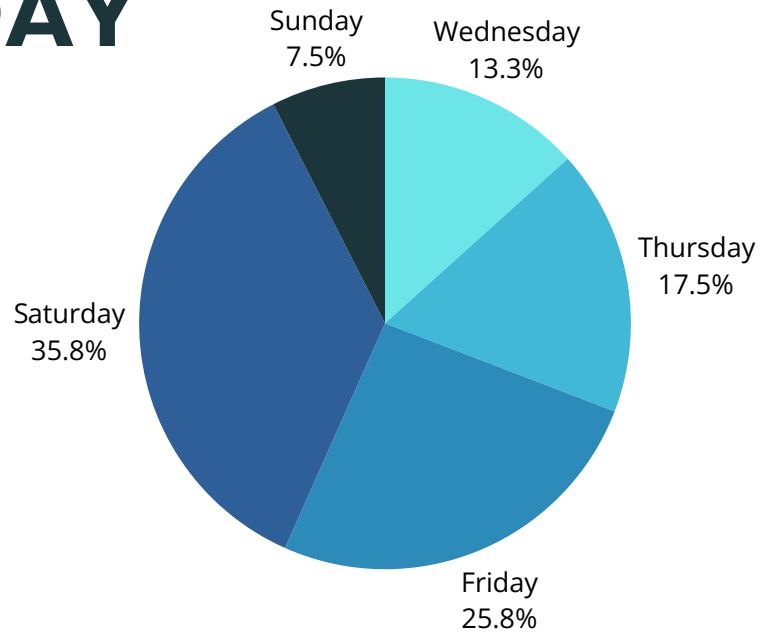
Minors: 4

Adults: 101



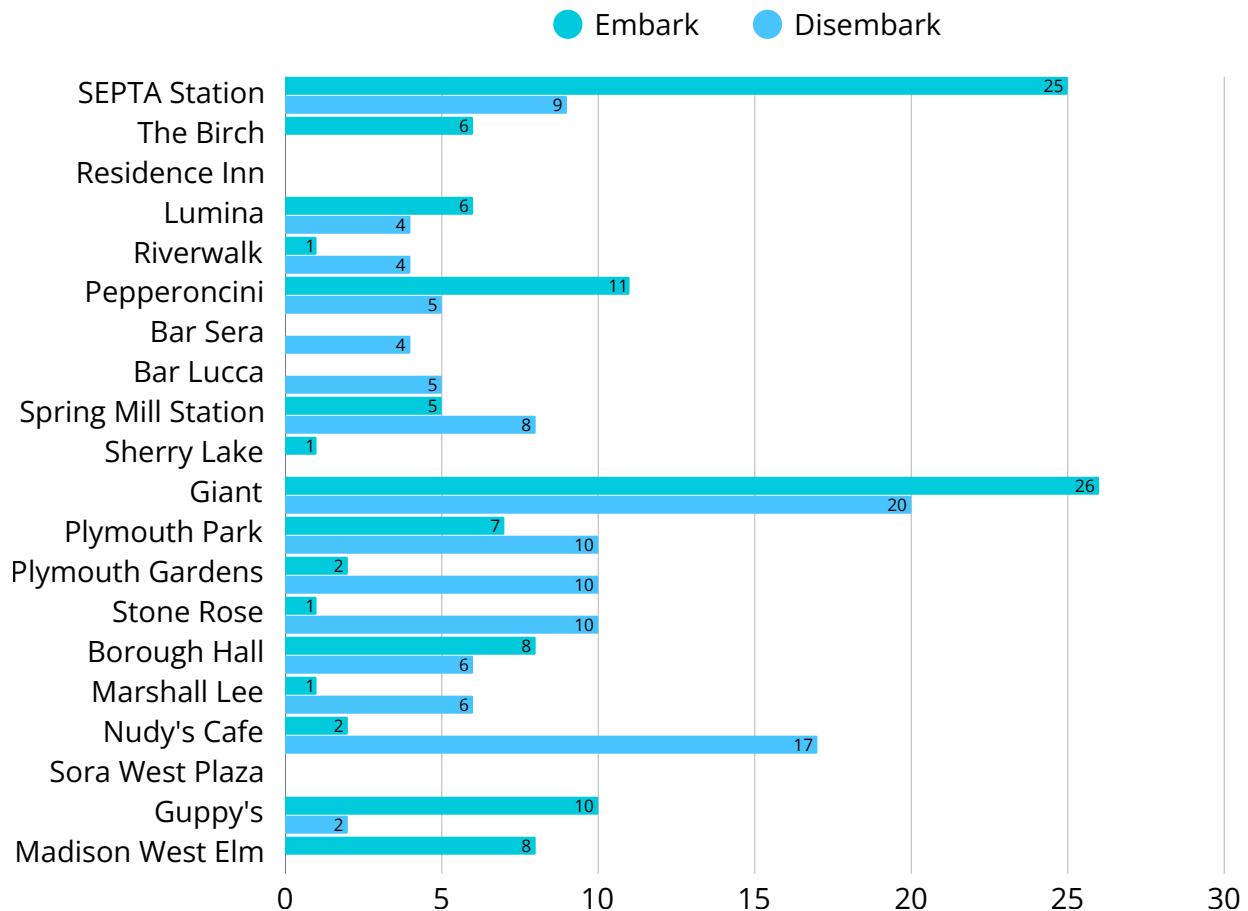
RIDERSHIP BY DAY

Wednesday: 16 riders
 Thursday: 21 riders
 Friday: 31 riders
 Saturday: 43 riders
 Sunday: 9 riders



RIDERSHIP BY LOCATION

Giant, the SEPTA Station, and Nudy's Cafe were the most popular stops in January 2026. Other popular stops were Pepperoncini and Borough Hall.



CONSHOHOCKEN CAB RIDERSHIP REPORT



FEBRUARY 2026

Submitted to:
Borough of Conshohocken
Stephanie Cecco

Submitted By:
Maureen Farrell
GVF

RIDERSHIP OVERVIEW

- Number of Days in Operation: 20
- Total Number of Rides Provided: 102
- Amount Collected in Fares: \$18.00

Adults buying individual tickets, using a 10-trip pass, or using the free weekend ride promotion and represent 88 of the 102 (86%) rides in February. Over 61% of rides occurred on a Saturday.

52% of the rides in January occurred on the daytime route. 53 total rides were provided from 11 am-6 pm on Wednesday-Saturday and on Sunday. 49 rides were provided from 6 pm-11 pm on Wednesday-Saturday.

Popular stops on the daytime route were Giant and the SEPTA Station. The most popular stops on the evening route were the SEPTA Station, Marshall Lee Towers, and Madison West Elm.

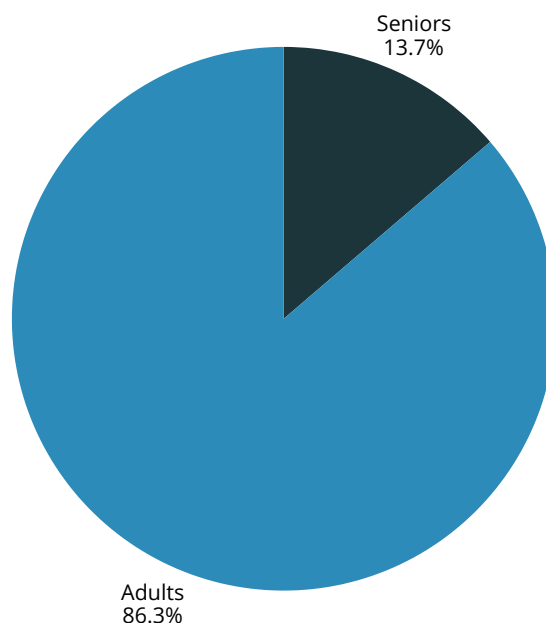
The Cab provided transportation for the Adult Prom on Saturday, 2/28. 24 rides were provided during this time and are included in the overall ridership.

RIDERSHIP BREAKDOWN

Seniors: 14

Minors: 0

Adults: 88



RIDERSHIP BY DAY

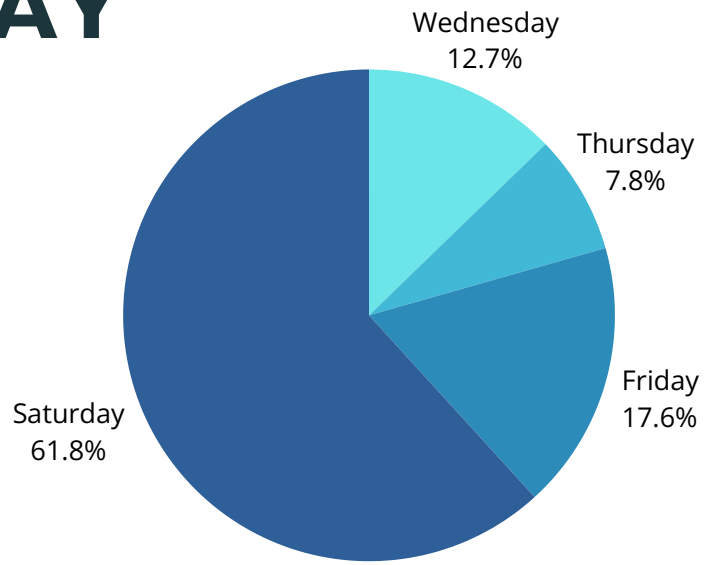
Wednesday: 13 riders

Thursday: 8 riders

Friday: 18 riders

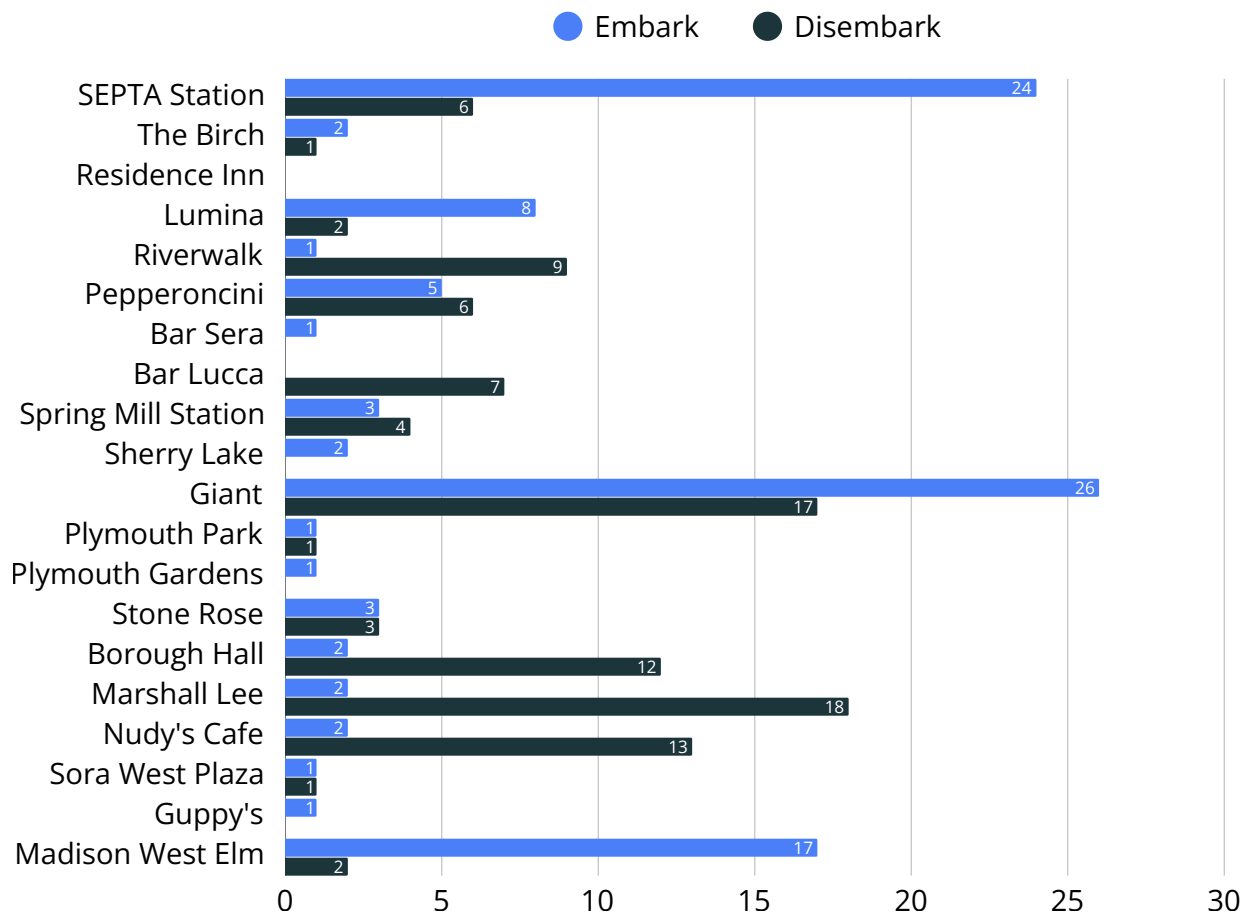
Saturday: 63 riders

Sunday: 0 riders



RIDERSHIP BY LOCATION

Giant, the SEPTA Station, Marshall Lee Towers, and Madison West Elm were the most popular stops in February 2026.



CONSHOHOCKEN CAB RIDERSHIP REPORT



MARCH 2026

Submitted to:
Borough of Conshohocken
Stephanie Cecco

Submitted By:
Maureen Farrell
GVF

RIDERSHIP OVERVIEW

- Number of Days in Operation: 21
- Total Number of Rides Provided: 121 (101 on the regular route)
- Amount Collected in Fares: \$28.00

Adults buying individual tickets, using a 10-trip pass, or using the free weekend ride promotion represent 77 of the 101 (77%) rides on the normal route in March. Over 50% of ridership occurred on a Friday or Saturday and an additional 20 riders utilized the Cab during the St. Patrick's Day Parade.

94% of the rides in March occurred on the daytime route. 94 total rides were provided from 11 am-6 pm on Wednesday-Saturday and on Sunday. 7 rides were provided from 6 pm-11 pm on Wednesday-Saturday.

Popular stops in March were Giant, Plymouth Gardens, and Madison West Elm.

The Cab provided transportation for the parade workers (20 total riders) during the Borough's St. Patrick's Day Parade and then began running the normal evening route once Fayette Street reopened.

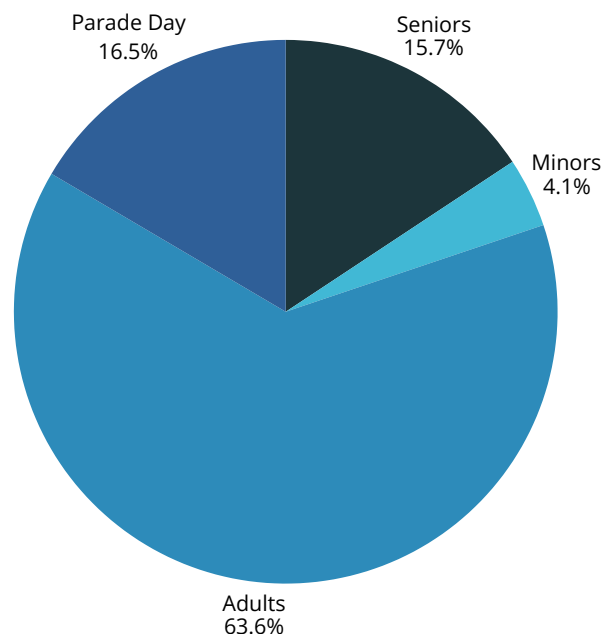
RIDERSHIP BREAKDOWN

Seniors: 19

Minors: 5

Adults: 77

Parade Day Ridership: 20



RIDERSHIP BY DAY

Wednesday: 17 riders

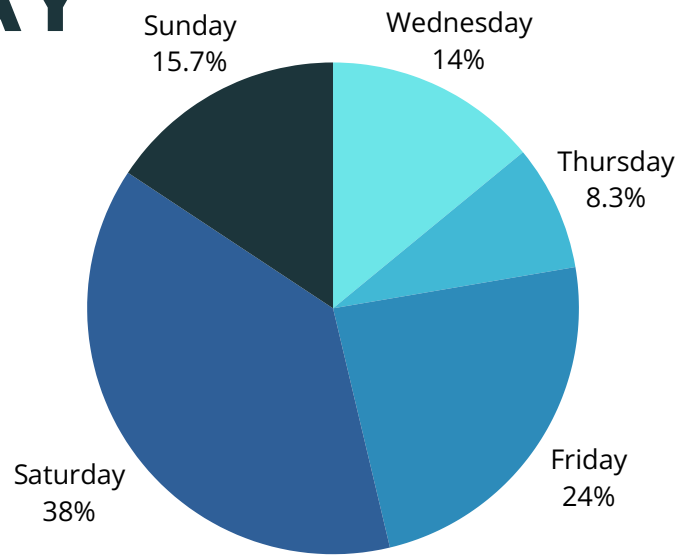
Thursday: 10 riders

Friday: 29 riders

Saturday: 46 riders

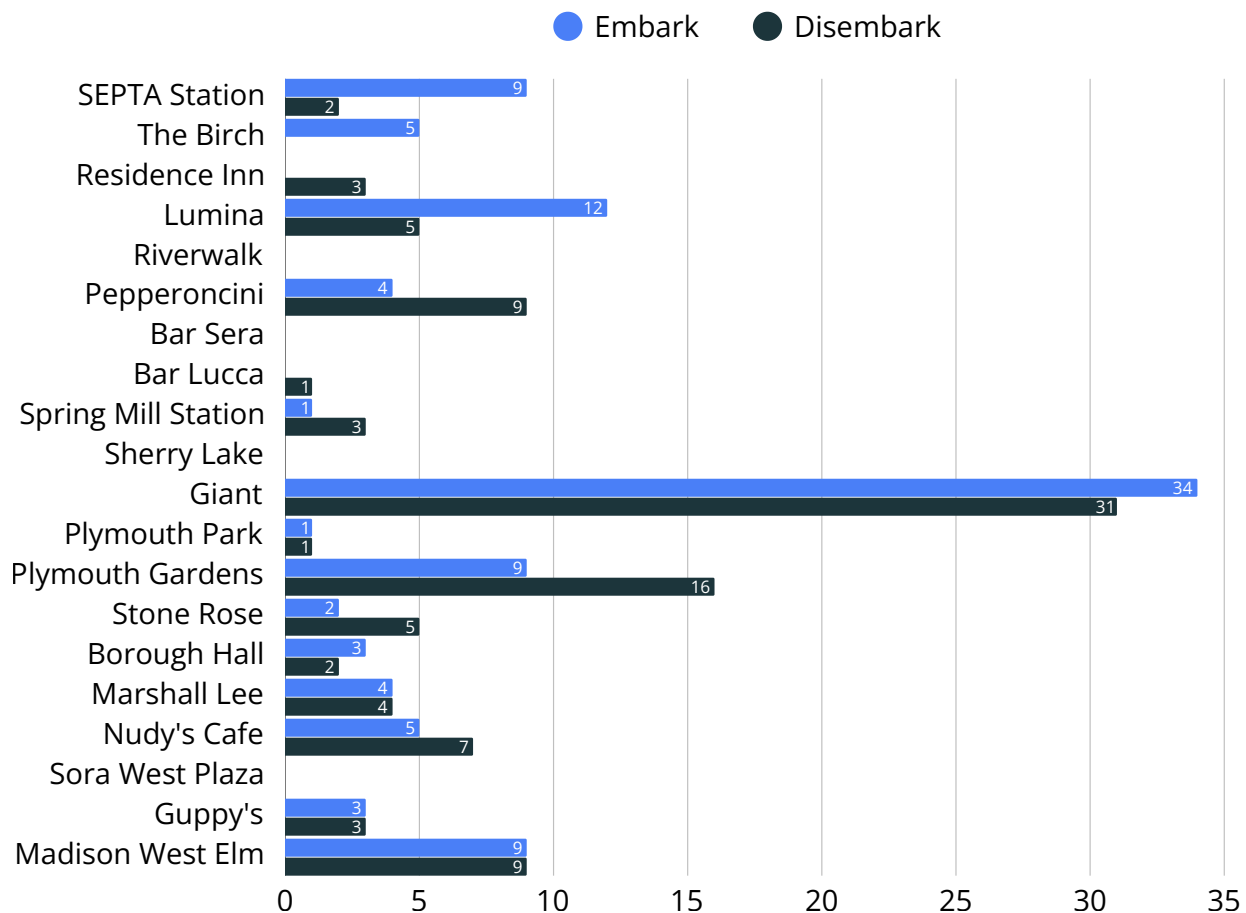
Sunday: 19 riders

*Saturday Ridership includes parade riders



RIDERSHIP BY LOCATION

Giant, Plymouth Gardens, and Madison West Elm were the most popular stops in March 2026.



CONSHOHOCKEN CAB RIDERSHIP REPORT



APRIL 2026

Submitted to:
Borough of Conshohocken
Stephanie Cecco

Submitted By:
Maureen Farrell
GVF

RIDERSHIP OVERVIEW

- Number of Days in Operation: 21
- Total Number of Rides Provided: 86
- Amount Collected in Fares: \$32.00

Adults buying individual tickets, using a 10-trip pass, or using the free weekend ride promotion represent 71 of the 86 (82%) rides on the normal route in April. Over 54% of ridership occurred on a Friday or Saturday.

77% of the rides in April occurred on the daytime route. 66 total rides were provided from 11 am–6 pm on Wednesday–Saturday and on Sunday. 20 rides were provided from 6 pm–11 pm on Wednesday–Saturday.

Popular stops in April were Giant, the SEPTA Station, Borough Hall, and Guppy's Good Times.

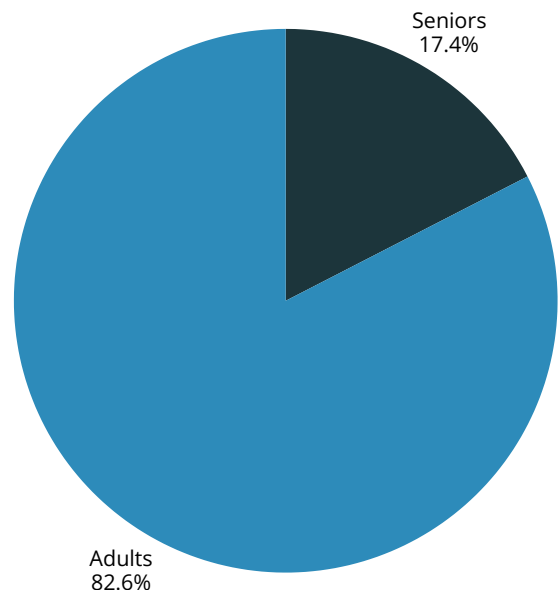
The Cab did not run on Sunday, April 5 due to the Easter holiday.

RIDERSHIP BREAKDOWN

Seniors: 15

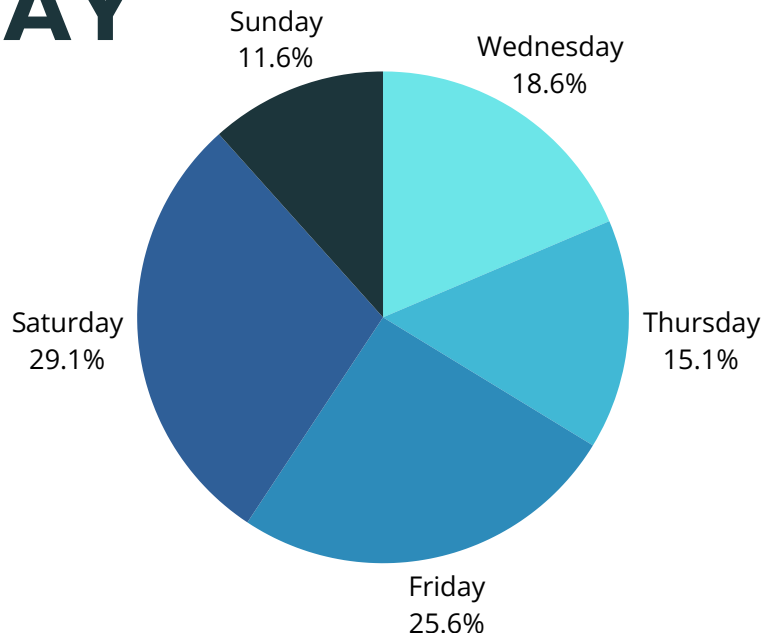
Minors: 0

Adults: 71



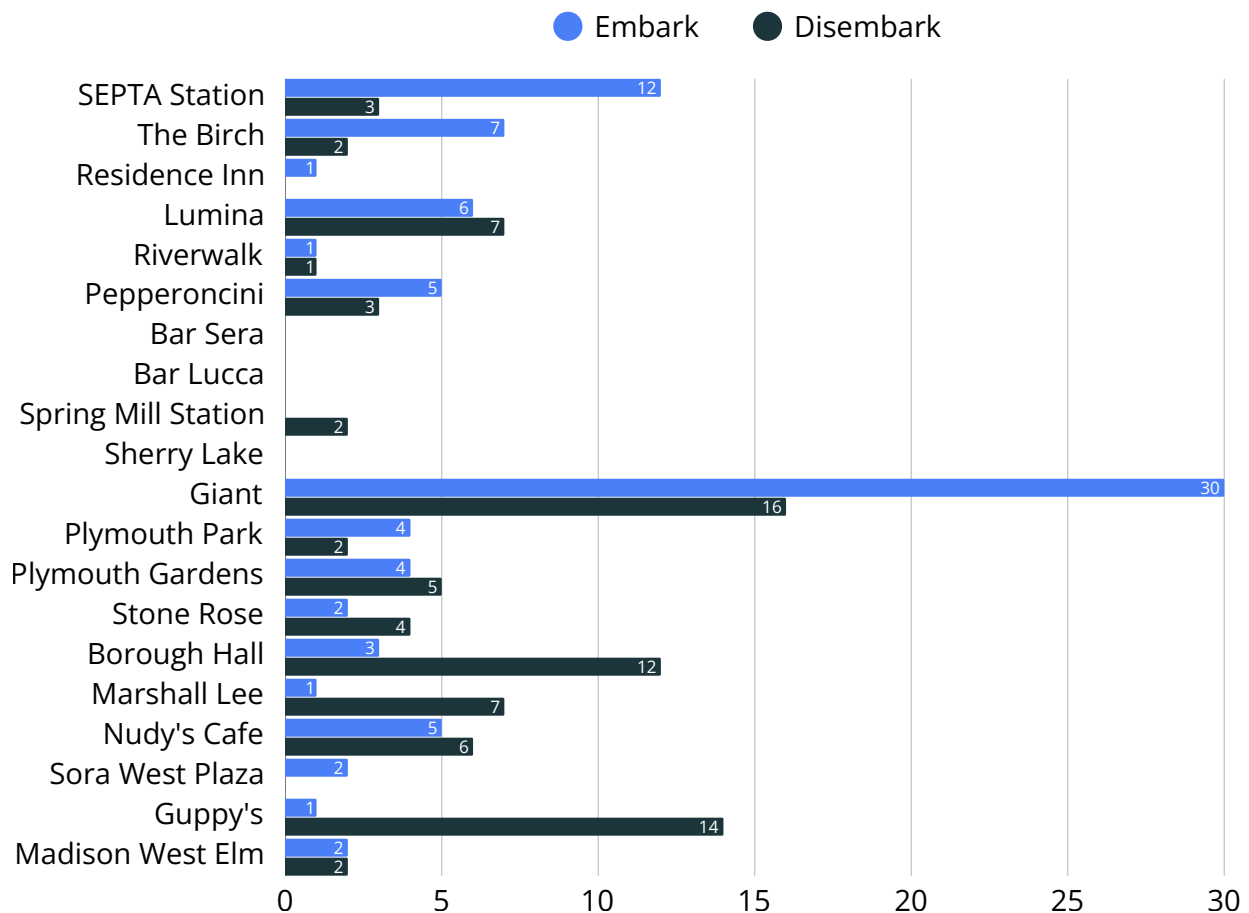
RIDERSHIP BY DAY

Wednesday: 16 riders
 Thursday: 13 riders
 Friday: 22 riders
 Saturday: 25 riders
 Sunday: 10 riders



RIDERSHIP BY LOCATION

Giant, the SEPTA Station, Borough Hall, and Guppy's Good Times were the most popular stops in April 2026.



CONSHOHOCKEN CAB RIDERSHIP REPORT



MAY 2026

Submitted to:
Borough of Conshohocken
Stephanie Cecco

Submitted By:
Maureen Farrell
GVF

RIDERSHIP OVERVIEW

- Number of Days in Operation: 23
- Total Number of Rides Provided: 166
- Amount Collected in Fares: \$22.00

Adults buying individual tickets, using a 10-trip pass, or using the free weekend ride promotion represent 129 of the 166 (78%) rides in May. The weekend continues to be the most popular time to ride the cab, and over 71% of rides occurred on a Friday or Saturday

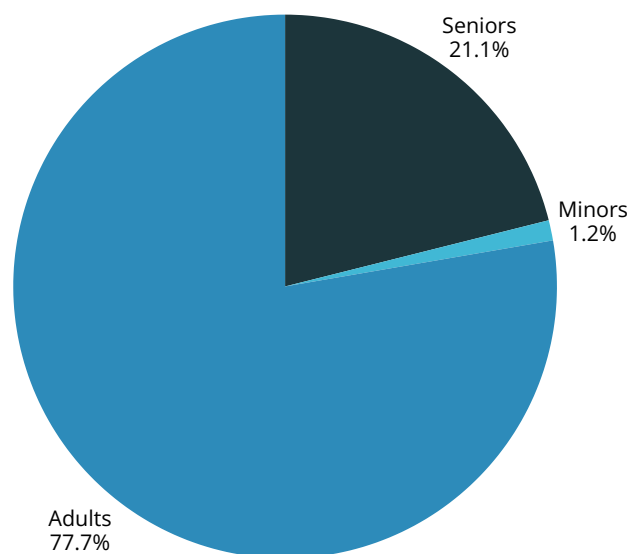
80% of the rides in May occurred on the daytime route. 133 total rides were provided from 11 am–6 pm on Wednesday–Saturday and on Sunday. 33 rides were provided from 6 pm–11 pm on Wednesday–Saturday. On the daytime route, Giant and the SEPTA Station were the most popular stops. On the evening route, the most popular stops were Bar Sera and Sora West Plaza.

RIDERSHIP BREAKDOWN

Seniors: 35

Minors: 2

Adults: 129



RIDERSHIP BY DAY

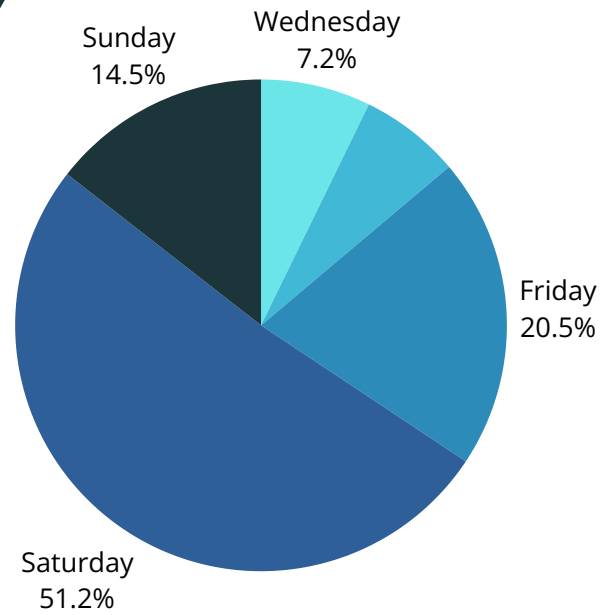
Wednesday: 12 riders

Thursday: 11 riders

Friday: 34 riders

Saturday: 85 riders

Sunday: 24 riders



RIDERSHIP BY LOCATION

Giant, the SEPTA Station, Borough Hall, and Lumina were the most popular stops in May 2026.

